



# Recommendations for collecting data on ethnicity through the population census

**Jessica Gardner**

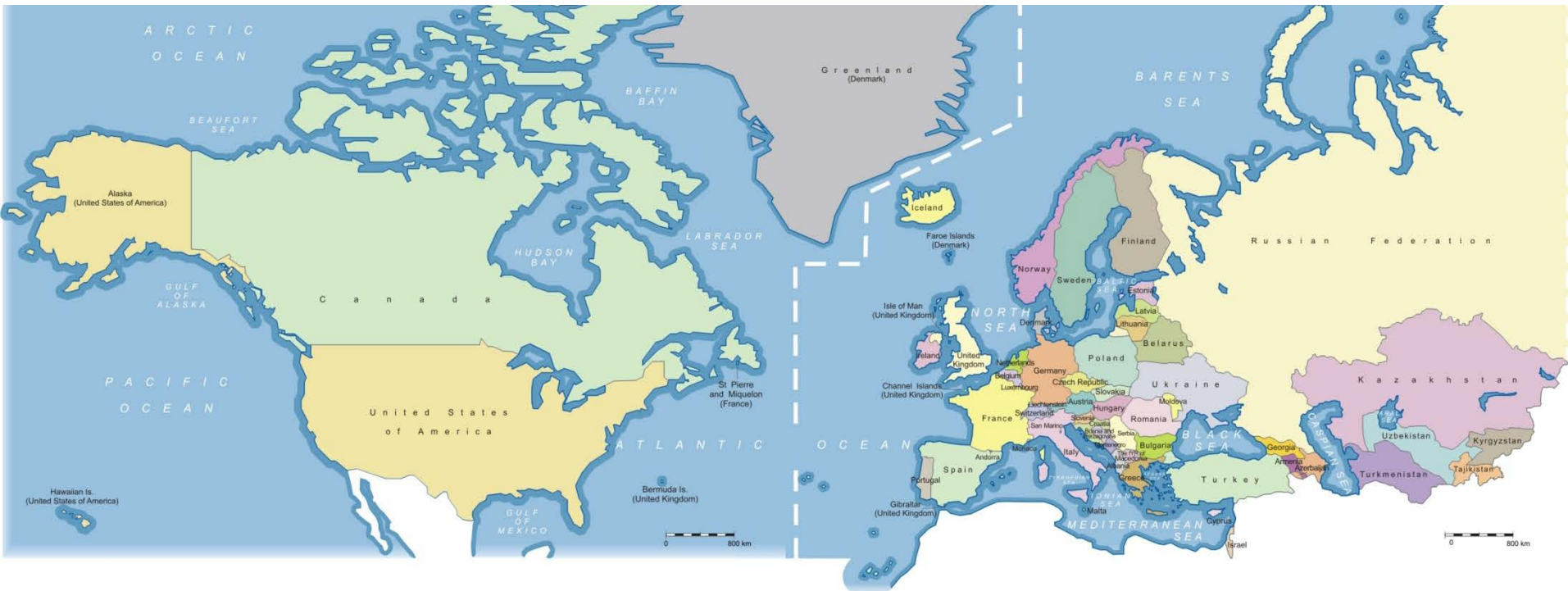
United Nations Economic Commission for Europe  
(UNECE)

---

A decorative graphic consisting of a vertical blue line and a horizontal blue line intersecting at the bottom right corner of the slide.



# UNECE Statistical Division: working with member countries to strengthen official statistics



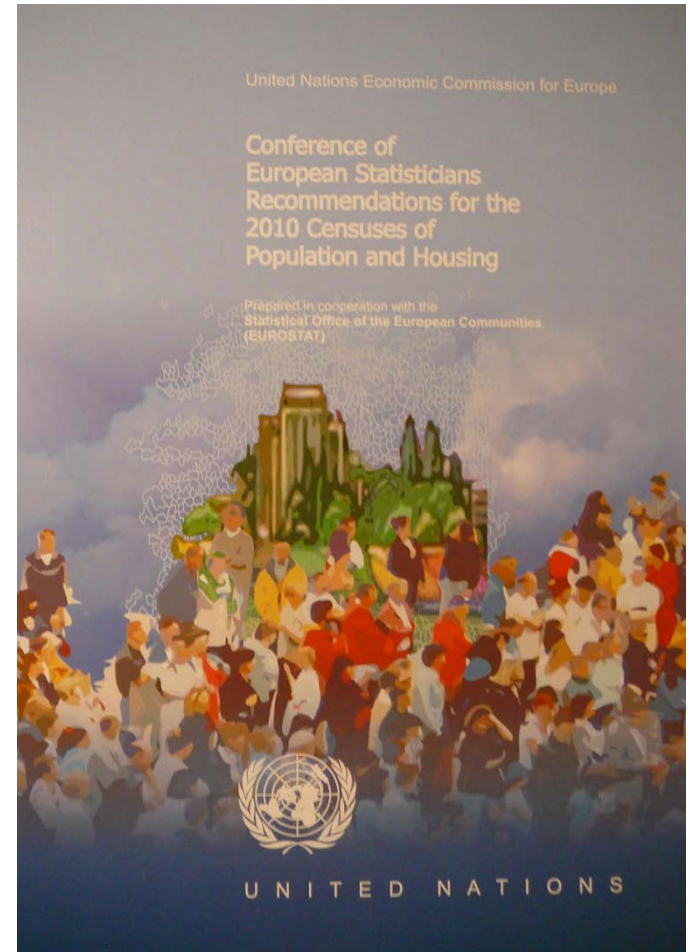




# Census recommendations 2010

- ❖ Core and non-core topics
- ❖ Objectives:
  - Provide guidance and assistance to countries
  - Facilitate and improve comparability of data

[www.unece.org/stats/census](http://www.unece.org/stats/census)



---

# Ethno-cultural characteristics: ethnicity, language, religion



- ❖ increasingly important in context of migration, integration and minority policies
  - ❖ **non-core** topics
  - ❖ subjective and sensitive topic –**free and open declaration** of the respondents is essential
  - ❖ appropriate data protection and disclosure control
  - ❖ consult representatives in the drafting of questions, definitions and conduct of the census
-

---

# Definition



« **Ethnicity** is based on a shared understanding of the history and territorial origins of an ethnic group or community as well as on particular cultural characteristics: language, religion, customs and ways of life »

---

A decorative graphic consisting of a horizontal blue line and a vertical blue line intersecting at the bottom right corner of the slide.



---

## Recommendations (1/2)

- ❖ affiliation with ethnic groups is distinct from language and/or religion
- ❖ Should not be confused with citizenship  
→ Better to use « ethnicity » and avoid « nationality »
- ❖ free self-declaration / open question
- ❖ respondents can indicate more than one ethnic affiliation





---

## Recommendations (2/2)

- ❖ 'none' or 'not declared' is allowed
  - ❖ provide instructions on determining ethnicity of children from mixed couples
  - ❖ document the basic criteria and classification procedures
  - ❖ classification depends on national concepts – no international recommendation
-





# Challenges

- ❖ Often considered a sensitive topic
  - ❖ Subjective - self identification
  - ❖ Complex
    - Inter-marriage between ethnic groups
    - Migration
    - Community attitudes
  - ❖ Data quality
  - ❖ Developing an unambiguous question
- 
- 
- A decorative graphic consisting of a vertical blue line and a horizontal blue line intersecting at the bottom right corner of the slide.



# Overcoming challenges










# Overcoming challenges

- ❖ data protection and disclosure control
  - ❖ test questions carefully
  - ❖ well-trained enumerators
  - ❖ disseminate and communicate the statistics
  - ❖ fundamental principles of official statistics
- 
- 
- A decorative graphic consisting of a vertical blue line and a horizontal blue line intersecting at the bottom right corner of the slide.



Questions on ethno-cultural characteristics in last census round			
	Ethnicity	Language	Religion
Albania	-	-	-
Bosnia and Herzegovina	-	-	-
Bulgaria	X	X	X
Croatia	X	X	X
Czech Republic	N	X	X
Estonia	EN	X	X
Hungary	X	X	X
Latvia	EN	X	-
Lithuania	N	X	X
TFYR of Macedonia	X	X	X
Moldova	X	X	X
Montenegro	N	X	X
Poland	N	X	-
Romania	X	X	X
Serbia	N	X	X
Slovakia	N	X	X
Slovenia	X	X	X

**X** = question was included    **N**=question on nationality    **EN**=question on ethnic nationality

'-' = question not included or census not conducted in 2000 round



---

# Hungary

Answering the following questions is not compulsory

1. Which of these nationalities do you think you belong to?
2. Which of these nationalities' cultural values and traditions do you feel affinity with?

- Bulgarian
  - Gipsy (Roma)
  - Greek
  - Croatian
  - Polish
  - German
  - Armenian
  - Roumenian
  - Ruthenian
  - Serbian
  - Slovakian
  - Slovenian
  - Ukrainian
  - Hungarian
  - Do not wish to answer
-


---

# Slovenia



## Nationality / ethnicity

You don't have to answer this question if you don't wish to. If you choose this option, mark the sixth (6) window below.

1. Slovenian
  2. Italian
  3. Hungarian
  4. Other nationality / ethnicity (write in)
  5. I'm nationally/ethnically indeterminate
  6. I don't wish to answer this question
  7. Answer is not possible as there is no P-3/NV statement for the absent person
- 
- 

### 2.1.8 POPULATION BY NATIONALITY, MAIN DEMOGRAPHIC,

Serial number	Citizenship	Total	0-14	15-39	40-59	60-X	Less than the 8 <sup>th</sup>	8 <sup>th</sup>	Secondary school	
							grade of general (primary) school		without final examination	with final examination
							completed			
1	Population total	10 198 315	1 694 936	3 574 493	2 847 327	2 081 559	1 897 471	2 494 796	1 997 888	1 949 558
2	Hungarian	9 416 045	1 510 940	3 267 936	2 647 899	1 989 270	1 717 257	2 314 366	1 870 201	1 830 396
3	African	187	28	109	48	2	29	7	11	19
4	Arabic	1 396	291	802	283	20	201	91	97	230
5	Bulgarian	1 358	128	455	468	307	173	194	117	304
6	Gypsy (Roma)	189 984	67 652	82 004	31 985	8 343	81 099	58 610	13 035	2 157
7	Greek	2 509	270	998	642	599	349	494	347	571
8	Croatian	15 597	1 456	4 431	5 373	4 337	3 288	4 410	2 966	2 649
9	Chinese	2 275	333	1 317	586	39	438	453	320	453
10	Polish	2 962	298	962	1 381	321	287	325	501	806
11	German	62 105	5 591	17 910	21 246	17 358	11 160	13 412	11 652	13 222
12	Armenian	620	66	258	187	109	70	57	43	135
13	Rumanian	7 995	739	3 555	2 158	1 543	1 450	1 898	1 764	1 637
14	Ruthenian	1 098	89	417	390	202	97	152	147	249
15	Serbian	3 816	436	1 413	1 035	932	581	743	554	889
16	Slovakian	17 693	1 501	4 304	5 832	6 056	3 793	5 048	2 958	3 151
17	Slovenian (Vend)	3 025	247	872	1 076	830	544	975	666	448
18	Ukrainian	5 070	527	2 235	1 485	823	591	1 000	1 010	1 123
19	Jewish	701	77	326	199	99	71	56	72	137
20	Did not wish to answer	543 317	121 689	213 327	144 490	63 811	101 273	118 905	102 883	98 372
21	Other non-response	27 220	8 164	8 973	5 880	4 203	9 872	4 021	2 529	2 876
1	Male	4 850 650	867 382	1 815 654	1 362 929	804 685	795 023	1 074 236	1 258 112	797 360
2	Hungarian	4 457 641	772 553	1 655 858	1 262 068	767 162	711 874	986 924	1 177 915	744 974
3	African	147	14	88	44	1	16	6	5	18
4	Arabic	1 059	151	642	251	15	116	62	68	195
5	Bulgarian	686	56	244	241	145	74	88	77	152

### BY MAIN DEMOGRAPHIC, OCCUPATIONAL CHARACTERISTICS AND SEX

Third-level education (university, college etc.) education completed		Persons in employment	Leader, manager, intellectual	Other non- manual	Services	Skilled agricultural	Craft and related trades	Other	Unem- ployed	Inactive earner	Dependent	Serial number
without diploma	with diploma		occupations									
213 438	934 036	3 690 269	755 200	750 493	581 909	115 519	1 161 460	325 688	416 210	3 305 541	2 786 295	1
196 669	862 615	3 414 555	697 491	695 877	534 693	108 514	1 080 619	297 361	377 895	3 095 418	2 509 564	2
27	80	84	48	10	14	1	8	3	9	19	80	3
151	528	811	354	156	229	3	51	18	60	180	688	4
87	569	795	352	169	113	31	97	33	54	457	387	5
190	498	13 448	637	738	1 520	907	5 125	4 521	15 277	37 027	63 456	6
419	1 219	2 929	937	855	469	25	507	136	268	1 618	1 325	7
401	2 145	7 804	1 820	1 452	1 257	281	2 386	608	602	7 568	3 713	8
49	416	1 585	284	90	1 148	5	40	18	19	127	744	9
210	1 171	1 953	754	484	293	14	314	94	137	898	995	10
140	423	591	314	137	66	2	45	27	40	246	352	11
2 526	13 903	35 713	11 520	7 739	4 320	919	9 318	1 897	2 177	33 394	16 925	12
55	359	406	224	80	55	1	36	10	31	220	179	13
171	1 168	3 684	815	538	540	265	1 196	330	407	3 065	2 006	14
59	472	574	271	119	61	15	77	31	61	393	264	15
247	1 116	2 149	774	522	336	65	349	103	161	1 625	1 344	16
481	3 103	9 372	2 400	1 752	1 231	397	2 780	812	715	12 068	4 476	17
52	322	1 410	251	251	204	42	511	151	93	1 385	541	18
129	1 044	2 104	552	407	334	38	618	155	192	1 330	1 153	19
12 948	53 289	219 358	44 089	45 090	37 970	5 164	66 294	20 751	24 789	145 703	201 523	20
661	3 050	11 490	2 298	2 092	1 849	243	2 513	2 495	941	9 668	14 856	21
97 718	463 652	2 002 956	382 350	192 177	276 422	86 422	902 959	162 626	255 894	1 235 000	1 356 800	1
89 497	426 409	1 847 814	350 514	176 449	252 456	81 048	840 206	147 141	231 292	1 151 869	1 218 361	2
22	68	76	44	9	13	1	6	3	8	13	46	3
118	428	653	305	84	208	2	41	13	35	102	369	4
39	291	419	189	58	60	21	78	13	32	209	178	5
99	283	9 085	402	342	996	764	3 578	3 003	10 706	14 132	31 809	6





# Future work

- ❖ Address data quality issues
- ❖ Cooperation
- ❖ Single place for data





**Thank you**

[jessica.gardner@unece.org](mailto:jessica.gardner@unece.org)





# **Example of questions on ethnicity used in last census round**



## New Zealander Responses to Census Ethnicity Question *1986–2006 Censuses*

